



CHAMPTIG 300P






The World Class Inverter based DC TIG and DC Pulsed TIG Welder



SALIENT FEATURES

- Three phase inverter based, High efficiency and High Power Factor Pulse TIG/ MMA DC Welder
- Full featured TIG controls possible
- Power source with built in HF ignition
- Intelligent protection: over/under voltage, over current / temperature
- Option of water cooled Torch with water cooling unit available
- Smooth and stable arc with spatter less welding
- HF start ignition
- Pulse TIG for precision welding

SPECIFICATIONS

Technical Specifications	Unit	CHAMPTIG 300P	
Input			
Input Supply :			
Voltage 	Volt	415 , +15%, -10%	
Phase	No	3	
Frequency	Hz	50/60	
		MMA Mode	TIG Mode
Efficiency @ 100% duty cycle	%	82	77
Power Factor @ 100% duty cycle	OSØ	0.93	0.93
Input KVA 			
@ 100% duty cycle	KVA	7.5	7
@ No Load	KVA	0.19	0.19
Output			
Open Circuit Voltage 	Volt	70	
Welding Current Range		MMA Mode	TIG Mode
Welding Current	Amps	50-250	5-300
@ 100% duty cycle	Amps	195	230
@ 60% duty cycle (10 min cycle)	Amps	250	300








Cont.

CHAMPTIG 300P



The World Class Inverter based DC TIG and DC Pulsed TIG Welder

Cont.

Pulse TIG Parameters		
Duty Ratio	%	10-90
Pulse Frequency	Hz	0.5-10
Base Current	Amps	5 - 90% of Ipulse current
Pulse Current (Ipulse)	Amps	5-300
General		
Start current	Amps	5-300
Current unpslope time	Sec	0-10
Current down slope control	Sec	0-10
Pre-Flow	Sec	0-5
Post-Flow	Sec	1-20
Crater current	Amps	5-300
Current / Voltage Display		7 –Segment LED Display for Current & Other parameters
Ingress Protection	Class	IP23
Cooling 	Type	Forced Air
Insulation	Class	H
Welding Output Terminals	-	Cam Lock connections
Dimensions 		
Length	mm	610
Width	mm	295
Height	mm	480
Weight (approx.) 	Kg	38
Water Cooling Unit		
Input Supply Voltage (AC)	Volts	230
Phase	-	1
Frequency	Hz	50-60
Water Reservoir Capacity	Liters	8
Flow rate	Ltr/min	10
Dimensions 		
Length	mm	560
Width	mm	325
Height	mm	285
Weight (approx.) 	Kg	18
Trolley		
Dimensions 		
Length	mm	660
Width	mm	525
Height	mm	415
Weight (approx.) 	Kg	10

- **Warranty** : One year from the date of commissioning. ADOR WELDING LIMITED warrants that all new equipment sold from Plant/Area Offices / Authorised Distributors are free from defects in materials and workmanship and will perform in full accordance with applicable specifications.
- In view of continuous development, ADOR WELDING LIMITED reserves the right to modify/change the design and /or the specifications without any prior notice.
- Backed by dedicated customer care package.